

YEAR 6 PARENT MEETING



FOLLOW OUR CLASS ON TWITTER

@HOLYTRINITY_YR6

HOMWORK

- Homework will be given on a Tuesday and must be handed in on the following Monday.
-


- Children will be given the following:

- **Reading**

- SATs booster 10 min tests

- **Spelling**

- Children can choose whether to complete 10 games on Spelling Shed or write their spellings in their yellow book.



- **Maths**

- Children will be required to answer a set of questions from their Maths SATs Buster book. I will tweet each week to let you know which section they are required to complete.



READING



-
- *We will be using Accelerated Reader this year.*
 - *Accelerated Reader is an exciting reading system for children in Year 6.*
 - *Effective system for motivating children to read and supporting good reading progress.*
 - *At the beginning of the academic year, your child will take a STAR Reading test.*
 - *Children answer questions with multiple choice answers about a short text read on a computer.*
 - *Your child will be given a book level range with texts which will challenge and motivate their reading.*

ACCELERATED READER – STAR READER TEST



- *Your child will answer 30 multiple choice questions based on very short pieces of text.*
- *This will give them a ZPD range e.g 4,2 – 5.7. They can then choose any book within that range.*
- *After they finish the book they log on and complete a quiz. They are then awarded points which are recorded on 'Our Reading Road.'*
- *Try an Accelerated Reader quiz on the link below.*
- *<http://www.renlearn.co.uk/accelerated-reader/sample-quizzes/>*

YOUR CHILD CAN READ ANY BOOK WITHIN THEIR RANGE

How will I know if a book has an AR quiz?

- There are several ways of achieving this. Your child can bring a book into school, log in to the system and search for the quiz.
- Alternatively, the AR Book Finder service available at www.arbookfind.co.uk allows you to search all available books with AR quizzes.

READING IN CLASS

- We will be completing 30 minutes of independent reading daily in class. After 25 minutes the children will be prompted to complete an entry in their reading diary.
- If your child chooses to read at home in their own time, 5 House Points will be awarded for every extra reading comment.



SATS

W/C Monday 12th May 2025

Monday - English grammar, punctuation and spelling paper 1 and 2.

Tuesday - Reading paper

Wednesday - Arithmetic paper and Reasoning paper

Thursday - Reasoning paper

First name				
Middle name				
Last name				
Date of birth	Day	Month	Year	
School name				
D/E number				

ENGLISH GRAMMAR, PUNCTUATION AND SPELLING PAPER 1

- The children have 45 minutes to complete the test

1 Which sentence is a **command**?

Tick one.

The relay race will be next.

I hope I don't drop the baton.

Run as fast as you can.

I know you can win this race.

1 mark

2 Tick one box in each row to show whether the sentence is an **exclamation** or a **question**.

Sentence	Exclamation	Question
How disappointing it was that it rained on sports day		
How many times have you been to the swimming pool this week		
How will you spend your summer holidays		
How kind you are to give me this present		

1 mark

3 Draw a line to match each word to a **suffix** to make four different words.
Use each suffix only once.

Word	Suffix
social	ish
relation	al
child	ise
season	ship

1 mark

4 Insert a **comma** in the correct place in the sentence below.

We will be planting seeds making a pond and looking for snails.

1 mark

First name			
Middle name			
Last name			
Date of birth	Day	Month	Year
School name			
DfE number			

ENGLISH GRAMMAR, PUNCTUATION AND SPELLING PAPER 2

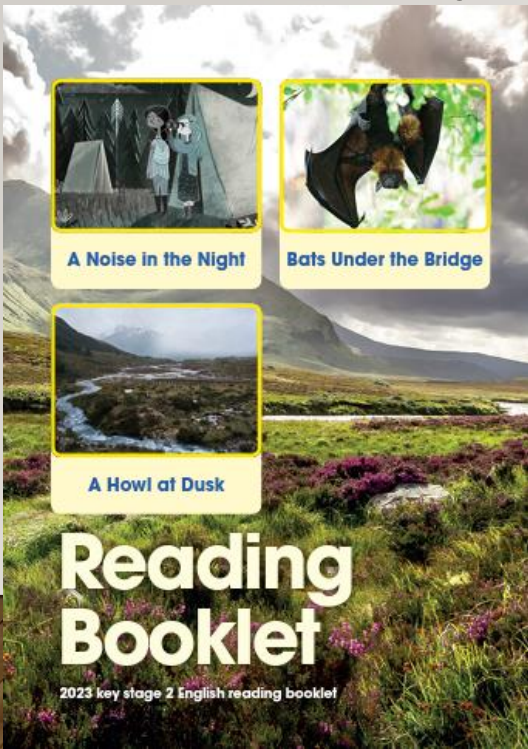
- This is the spelling part of the test.
- The teacher will read the spellings to the children.
- There are 20 spellings in total.
- These marks get added together.
- Paper 1 is out of 50
- Paper 2 is out of 20
- **EXS = 36**
- **GDS = 55**

Spelling

1. There was a _____ in the field.
2. I kept in _____ with my old friends when we moved.
3. The questions were _____ from one to ten.
4. The cup of tea was so hot it was _____.
5. We learnt the _____ to the song.
6. You _____ to wear your coat.
7. The footballer got a red card for _____.
8. We saw a _____ sunset.
9. The dog was trained to _____ its owner.

ENGLISH READING PAPER

- The children are given three texts with questions to answer on each one.
- They have 60 minutes to complete it all.



Questions 1–12 are about *A Noise in the Night* (pages 4–5)

1 Look at the first paragraph.
How can you tell Priya was feeling nervous?
Write **two** ways.

1. _____

2. _____ 2 marks

2 Look at page 4.
Why did Priya find it surprising to hear two vehicles drive by?

_____ 1 mark

3 What made Priya realise that one of the vehicles was not a car?

_____ 1 mark

ENGLISH READING PAPER

- The children will need to read quickly have a good understanding of the text.

26 What positive messages does Harriet want readers to understand about bats?

Give **two** positive messages, using evidence from the text to support your answer.

An example has been done for you.

Positive message	Evidence
Bats shouldn't be judged by their appearance.	She says even though they might look scary they aren't really.

3 marks

ENGLISH READING PAPER

- *The more the children read books the better their reading speed and comprehension will be.*
-
- *This test is out of 50.*
 - **EXS = 24**
 - **GDS = 38**

36

Innis did not know the boy.

Why else might Innis have been surprised to see the boy?

Write **two** reasons.

1. _____

2. _____

2 marks

Mathematics

Paper 1: arithmetic

First name				
Middle name				
Last name				
Date of birth	Day	Month	Year	
School name				
DE number				

MATHS ARITHMETIC PAPER 1

- The children have 30 minutes to answer 36 questions.
- This tests their fluency knowledge.
- The children need to be quick and accurate.

32	$1 - \boxed{} = \frac{7}{10}$		<input type="text"/> 1 mark
-----------	---	--	--------------------------------

33	$26 \overline{)4472}$		<input type="text"/> 2 marks
	Show your method		

34	$2\frac{5}{8} - \frac{3}{4} =$		<input type="text"/> 1 mark
-----------	--------------------------------	--	--------------------------------

35	38% of 750 =		<input type="text"/> 1 mark
-----------	--------------	--	--------------------------------

36	$\frac{2}{3} \times 900 =$		<input type="text"/> 1 mark
-----------	----------------------------	--	--------------------------------

First name				
Middle name				
Last name				
Date of birth	Day	Month	Year	
School name				
DfE number				

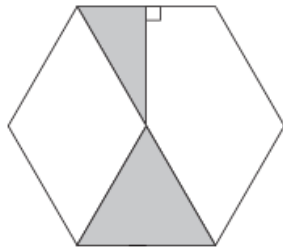
MATHS REASONING PAPER 2

- The children have 40 minutes to answer 26 questions.
- This tests their understanding of number and how to apply it in different contexts.

22

Here is a regular hexagon.

The area of the large shaded triangle is double the area of the small shaded triangle.



What **fraction** of the whole hexagon is the shaded area?

--

1 mark

21

The height of the tallest person in history is 8 feet 11 inches.

Conversion table	
One foot	30 centimetres
One inch	2.5 centimetres

Use this conversion table to calculate the height of the tallest person, in **centimetres**.

Show
your
method

	cm
--	----

2 marks

Mathematics

Paper 3: reasoning


First name				
Middle name				
Last name				
Date of birth	Day	Month	Year	
School name				
DfE number				

MATHS REASONING PAPER 3

- The children have 40 minutes to answer 26 questions.
- This is that last maths paper. All of the marks get added together.
- The test is out of 110.
- EXS = 56
- GDS = 94

HOW TO SUPPORT AT HOME

- *Reading often* is key, to improving the children's speed and comprehension.
- We like to encourage 'reading for pleasure.'
- That way the children will see reading as something they enjoy, rather than something they have to do at school.



HOW TO SUPPORT AT HOME

- *Maths fluency* is key. The quicker the children are at their times tables the easier every topic will be.
- We practice in class as much as we can and they children know which times tables they should be practicing.
- If the children could practice at home regularly this would benefit them enormously.



MathShed

HOW TO SUPPORT AT HOME

- *Handwriting.*
- All letters should now be joined and should sit on the lines.
- Ascenders and descenders should be clear.

aggressive

hostile

awkward

obstinate

desperate

THANK YOU FOR YOUR CONTINUED SUPPORT

MRS WAGER



FOLLOW OUR CLASS ON TWITTER

@HOLYTRINITY_YR6